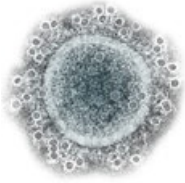




Coronavirus Disease 2019 (COVID-19)

Updated August 8, 2020

Case update schedule: Daily case updates are now being published as soon as data is prepared, with charts and other reports appearing afterward as they become available.



The national Centers for Disease Control and Prevention (CDC) and the Mississippi State Department of Health continue to closely monitor the outbreak of respiratory illnesses caused by the novel (new) coronavirus COVID-19, and are working to limit the spread of cases nationally and in Mississippi. MSDH is actively working with doctors and hospitals to quickly identify cases and respond effectively to limit this outbreak.



Home isolation is mandatory if you have tested positive for COVID-19 by [order of the State Health Officer](#). If you have been in contact with someone who has COVID-19, quarantine is also important to protect others.

▶ **What you should do**

If you are awaiting results of **routine testing** not related to exposure, you may [return to work](#) and follow the safety guidance of your employer.

Face coverings are required by order of the Governor for all Mississippians in [schools](#), businesses and indoor public spaces, and in outdoor public spaces where consistent social distancing is not possible. [Details and exceptions »](#)

Mask and social distancing requirements for eight new counties: Thirty-seven counties have now been ordered by the Governor to observe stricter limits on gathering sizes, social distance in businesses, and other safety measures to control the high local rates of COVID-19. [Full details »](#)

Guide to Executive Orders: A handy summary of COVID-19 Executive Orders from the Governor, organized by who and what they apply to (Updated July 27). [View the guide »](#)

Report a restaurant not following COVID-19 safety orders: E-mail the details to food@msdh.ms.gov

Healthcare Professionals

Guidance and more →

- ▶ [MSDH guidance](#)
- ▶ [Specimens](#)

- ▶ [Lab dropoff](#)
- ▶ [CDC guidance](#)
- ▶ [MS-HAN Alerts](#)

[ALL HEALTHCARE](#)

Current Cases and Statistics

County and state data →

- ▶ [Current cases and deaths](#)
- ▶ [County data summaries](#)
- ▶ [Data charts and map](#)
- ▶ [Long-term care facilities](#)
- ▶ [Lab testing](#)
- ▶ [Recoveries](#)

[ALL STATISTICS](#)

Prevention, Safety and Testing

Personal and community →

- ▶ [Personal protection](#)
- ▶ [Business and community](#)
- ▶ [Gatherings and events](#)
- ▶ [State agencies](#)
- ▶ [Find COVID-19 testing](#)
- ▶ [After you get tested](#)

[ALL PREVENTION](#)

Mississippi Coronavirus Hotline (7 days a week, 7 a.m.–7 p.m.): **877-978-6453**

Hard of hearing? Dial 711 for assistance.

General Information

- ▶ [Overview, questions and answers, handouts, and information in other languages](#)

COVID-19 in Mississippi

New Cases and Deaths as of August 7

NEW CASES

1,210

New COVID-19 positive test results reported to MSDH as of 6 p.m. yesterday.

NEW DEATHS

26

New COVID-19 related deaths reported to MSDH as of 6 p.m. yesterday.

| County | Total |
|-------------|-------|
| Benton | 1 |
| Bolivar | 1 |
| Chickasaw | 1 |
| Coahoma | 1 |
| Forrest | 1 |
| George | 1 |
| Harrison | 1 |
| Hinds | 1 |
| Jefferson | 1 |
| Lafayette | 1 |
| Lauderdale | 2 |
| Lee | 4 |
| Monroe | 1 |
| Pearl River | 1 |
| Pike | 1 |
| Prentiss | 1 |
| Rankin | 1 |
| Sharkey | 1 |
| Sunflower | 1 |
| Tate | 1 |
| Tunica | 1 |
| Washington | 1 |

LTC OUTBREAKS

174

Current outbreaks in long-term care facilities only. (See [LTC facility outbreak definition](#).)

About our case counts: We currently update our case totals each day based on test results from the previous day. Outside laboratories also report positive test results to us, which are included in our totals. Repeated tests for the same individual are counted only once. County case numbers and deaths may change as investigation finds new or additional information.

County COVID-19 Data

Race and Ethnicity

- ▶ [Total COVID-19 cases and deaths by county, race and ethnicity](#) PDF
Current and past data tables, updated daily

Trends and Data for Individual Counties

- ▶ [Weekly COVID-19 summaries for each Mississippi county](#)

Cumulative Cases and Deaths by County

Totals of all reported COVID-19 cases for 2020, including those in long-term care (LTC) facilities.

The numbers in this table are provisional. County case numbers and deaths may change as investigation finds new or additional information. The data provided below is the most current available.

| County | Total Cases | Total Deaths | Total LTC Facility Cases | Total LTC Facility Deaths |
|---------------------------|---------------|--------------|--------------------------|---------------------------|
| Adams | 617 | 25 | 46 | 12 |
| Alcorn | 419 | 5 | 1 | 1 |
| Amite | 230 | 6 | 13 | 2 |
| Attala | 521 | 25 | 89 | 20 |
| Benton | 143 | 1 | 1 | 0 |
| Bolivar | 1108 | 34 | 47 | 9 |
| Calhoun | 417 | 9 | 23 | 4 |
| Carroll | 261 | 11 | 45 | 9 |
| Chickasaw | 459 | 20 | 35 | 11 |
| Choctaw | 133 | 4 | 0 | 0 |
| Claiborne | 404 | 13 | 43 | 9 |
| Clarke | 326 | 25 | 19 | 9 |
| Clay | 394 | 13 * | 2 | 1 |
| Coahoma | 743 | 12 | 34 | 2 |
| Copiah | 950 | 28 | 30 | 4 |
| Total | 66,646 | 1,874 | 3,933 | 816 |

| County | Total Cases | Total Deaths | Total LTC Facility Cases | Total LTC Facility Deaths |
|--------------------|---------------|--------------|--------------------------|---------------------------|
| Covington | 612 | 13 | 4 | 1 |
| De Soto | 3632 | 30 | 45 | 7 |
| Forrest | 1778 | 56 | 101 | 32 |
| Franklin | 124 | 2 | 3 | 1 |
| George | 559 | 5 | 1 | 0 |
| Greene | 241 | 11 | 35 | 6 |
| Grenada | 843 | 21 | 76 | 12 |
| Hancock | 388 | 14 | 8 | 4 |
| Harrison | 2498 | 36 | 141 | 15 |
| Hinds | 5599 | 118 | 265 | 53 |
| Holmes | 890 | 48 | 97 | 20 |
| Humphreys | 291 | 11 | 19 | 6 |
| Issaquena | 26 | 1 | 0 | 0 |
| Itawamba | 358 | 10 | 34 | 7 |
| Jackson | 2269 | 42 | 68 | 7 |
| Jasper | 387 | 9 | 1 | 0 |
| Jefferson | 195 | 7 | 8 | 2 |
| Jefferson Davis | 231 | 6 | 3 | 1 |
| Jones | 1885 | 58 | 169 | 35 |
| Kemper | 232 | 14 | 38 | 9 |
| Lafayette | 964 | 16 | 88 | 12 |
| Lamar | 1202 | 14 | 4 | 2 |
| Lauderdale | 1407 | 92 | 205 | 56 |
| Lawrence | 319 | 7 | 13 | 0 |
| Leake | 786 | 25 | 4 | 0 |
| Lee | 1428 | 39 * | 83 | 15 |
| Leflore | 925 | 62 | 184 | 42 |
| Lincoln | 809 | 41 | 119 | 28 |
| Lowndes | 1074 | 37 | 71 | 20 |
| Madison | 2414 | 64 | 180 | 32 |
| Marion | 657 | 20 | 26 | 5 |
| Marshall | 688 | 9 | 14 | 1 |
| Monroe | 778 | 53 | 146 | 43 |
| Total | 66,646 | 1,874 | 3,933 | 816 |

| County | Total Cases | Total Deaths | Total LTC Facility Cases | Total LTC Facility Deaths |
|--------------|---------------|--------------|--------------------------|---------------------------|
| Montgomery | 321 | 3 | 0 | 0 |
| Neshoba | 1285 | 92 | 108 | 35 |
| Newton | 542 | 11 | 7 | 1 |
| Noxubee | 453 | 11 | 16 | 3 |
| Oktibbeha | 1118 | 38 | 176 | 25 |
| Panola | 1054 | 12 | 7 | 1 |
| Pearl River | 540 | 38 | 57 | 15 |
| Perry | 232 | 7 | 0 | 0 |
| Pike | 928 | 36 | 72 | 17 |
| Pontotoc | 821 | 8 | 5 | 1 |
| Prentiss | 417 | 10 * | 25 | 3 |
| Quitman | 262 | 1 | 0 | 0 |
| Rankin | 2276 | 33 | 96 | 10 |
| Scott | 998 | 20 | 15 | 3 |
| Sharkey | 197 | 5 | 16 | 3 |
| Simpson | 795 | 30 | 32 | 14 |
| Smith | 404 | 13 | 54 | 8 |
| Stone | 194 | 4 | 23 | 2 |
| Sunflower | 1024 | 25 | 13 | 3 |
| Tallahatchie | 530 | 10 | 7 | 2 |
| Tate | 720 | 28 | 33 | 12 |
| Tippah | 360 | 13 | 0 | 0 |
| Tishomingo | 409 | 5 | 33 | 0 |
| Tunica | 333 | 7 | 12 | 2 |
| Union | 627 | 16 | 27 | 8 |
| Walthall | 498 | 19 | 65 | 9 |
| Warren | 1089 | 32 | 94 | 15 |
| Washington | 1646 | 41 | 46 | 13 |
| Wayne | 764 | 21 | 57 | 10 |
| Webster | 228 | 12 | 52 | 11 |
| Wilkinson | 205 | 13 | 8 | 3 |
| Winston | 620 | 16 | 40 | 11 |
| Yalobusha | 313 | 10 | 35 | 7 |
| Total | 66,646 | 1,874 | 3,933 | 816 |

| County | Total Cases | Total Deaths | Total LTC Facility Cases | Total LTC Facility Deaths |
|--------------|---------------|--------------|--------------------------|---------------------------|
| Yazoo | 829 | 12 | 21 | 2 |
| Total | 66,646 | 1,874 | 3,933 | 816 |

* **Note:** Benton County is reporting its first COVID-19 related death. A death previously reported in Prentiss County should have been reported in Lee County. A death previously reported in Clay County should have been reported in Lee County.

Case Classifications

Mississippi investigates and reports both probable and confirmed cases and deaths according to the [CSTE case definition](#).

| | Confirmed | Probable | Total |
|--------|-----------|----------|---------------|
| Cases | 65,442 | 1,204 | 66,646 |
| Deaths | 1,812 | 62 | 1,874 |

Confirmed cases and deaths are generally determined by positive PCR tests, which detect the presence of ongoing coronavirus infection.

Probable cases are those who test positive by other testing methods such as antibody or antigen, and have recent symptoms consistent with COVID-19, indicating a recent infection.

Probable deaths are those individuals with a designation of COVID-19 as a cause of death on the death certificate, but where no confirmatory testing was performed.

Long-Term Care Facility Cases and Outbreaks

Based on updated national guidelines, the MSDH Office of Epidemiology has modified the definition of COVID-19 outbreaks in Long-Term Care Facilities (LTCF). Beginning August 1, 2020, a single case of COVID-19 in only one employee or staff member will no longer constitute an outbreak.

Updated COVID-19 outbreak definition in LTCFs: A single confirmed COVID-19 infection in an LTCF resident, or more than one COVID-19 infection in employees or staff in a 14-day period.

This change will affect the number of outbreaks reported in long-term care facilities from August 1 forward. One case of COVID-19 in an employee of a LTCF will still prompt an investigation by MSDH.

Long-term care (LTC) facilities like nursing homes are considered high risk locations because their residents are older or in poor health. We investigate residents, staff and close contacts of infected individuals for possible exposure. Residential care facilities also represent group living facilities where COVID-19 can be easily spread.

► [Mississippi COVID-19 cases and deaths in long-term care facilities](#) PDF

Long-term care facilities include nursing homes, personal care homes, assisted living homes, and intermediate care facilities for individuals with intellectual disability (ICF-IID)

► [Mississippi COVID-19 cases and deaths in residential care facilities](#) PDF

Residential care facilities include psychiatric or chemical dependency residential treatment centers and long-term acute care facilities.

Active Outbreaks

The table of active outbreaks lists all facilities that have reported a current COVID-19 outbreak. Resident and employee totals

are for those cases associated with the current outbreak **only**. The reported deaths are those which have occurred only among the cases in the current outbreak.

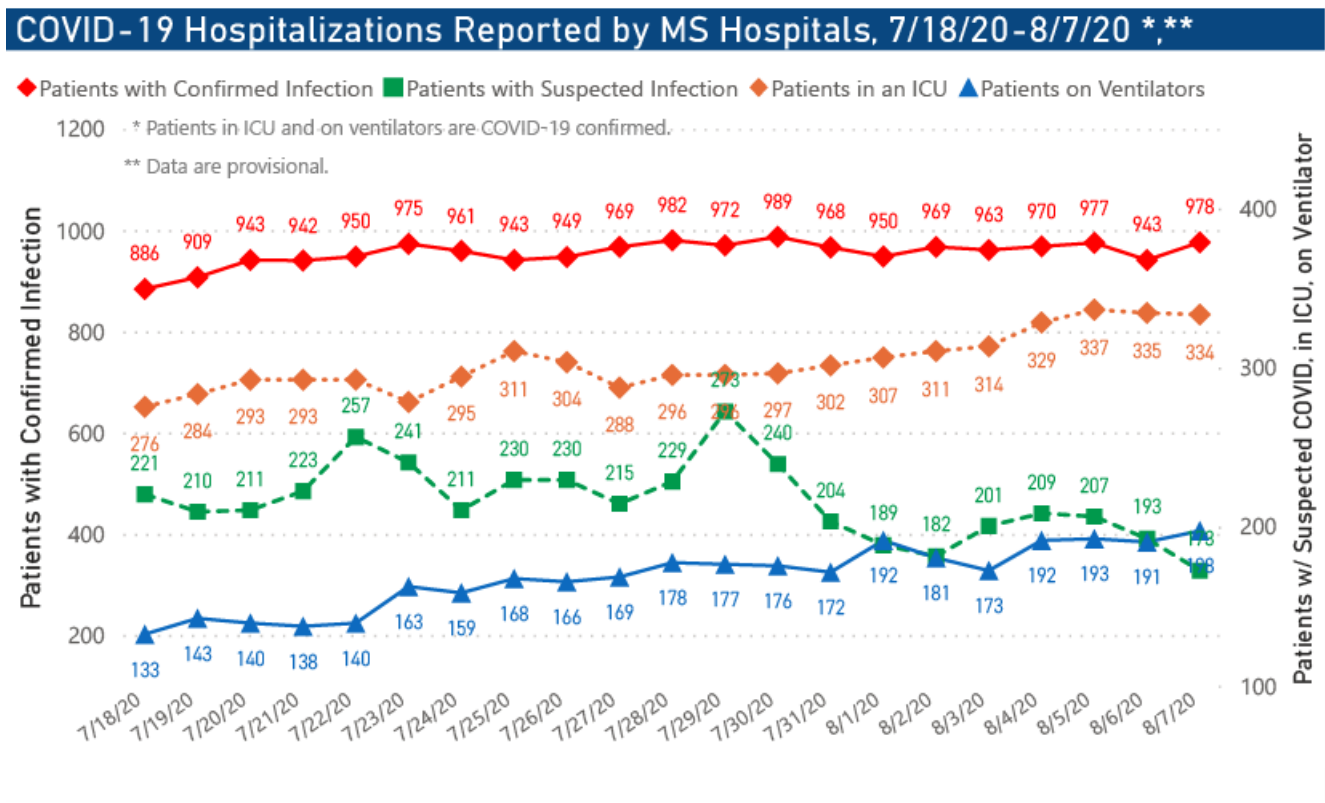
- ▶ [Mississippi long-term care facilities with active COVID-19 outbreaks](#) PDF
As of August 7, 2020

Mississippi COVID-19 Data Charts and Map

All data reports below are updated as they become available. Updates are made daily except where noted.

Hospitalizations and Bed Availability

- ▶ [Interactive chart of hospitalizations by date](#)
- ▶ **NEW:** [Interactive chart of local and state hospital bed availability](#)
- ▶ [Daily hospital capacity reports](#)



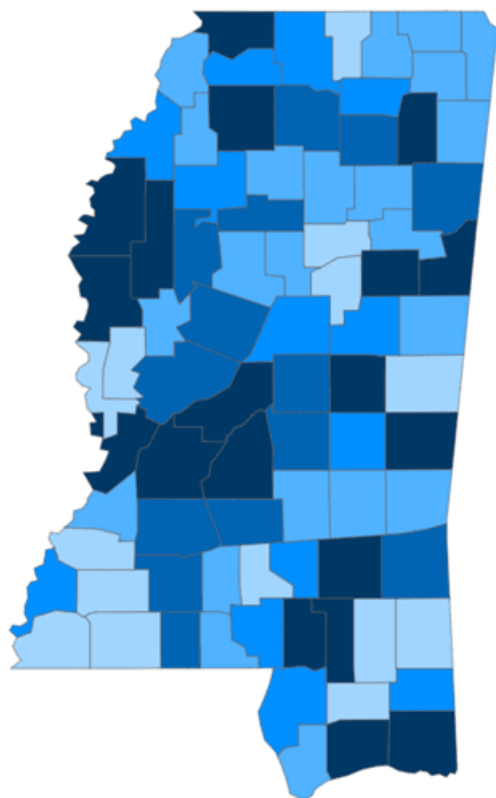
Cases and Deaths Data Charts

Our state case map and other data charts are also available in interactive form.

- ▶ [View interactive map](#)
- ▶ [View interactive epidemiological trend and syndromic surveillance](#)

The charts below are based on available data at the time of publication. Charts do **not** include cases where insufficient details of the case are known.

Mississippi COVID-19 Cases and Deaths by Race with Ethnicity as of 6 pm CT, August 7, 2020



● 1 to 250 ● 251 to 500 ● 501 to 750 ● 751 to 1000 ● >1000

Total Cases

66,646

| | American Indian or Alaska Native | Asian | Black | White | Other | Unknown |
|-------------------|----------------------------------|-------|--------|--------|-------|---------|
| Non Hispanic | 447 | 175 | 22,112 | 16,146 | 762 | 256 |
| Hispanic | 13 | 8 | 79 | 576 | 1,400 | 80 |
| Unknown Ethnicity | 772 | 45 | 5,754 | 4,523 | 4,484 | 9,014 |

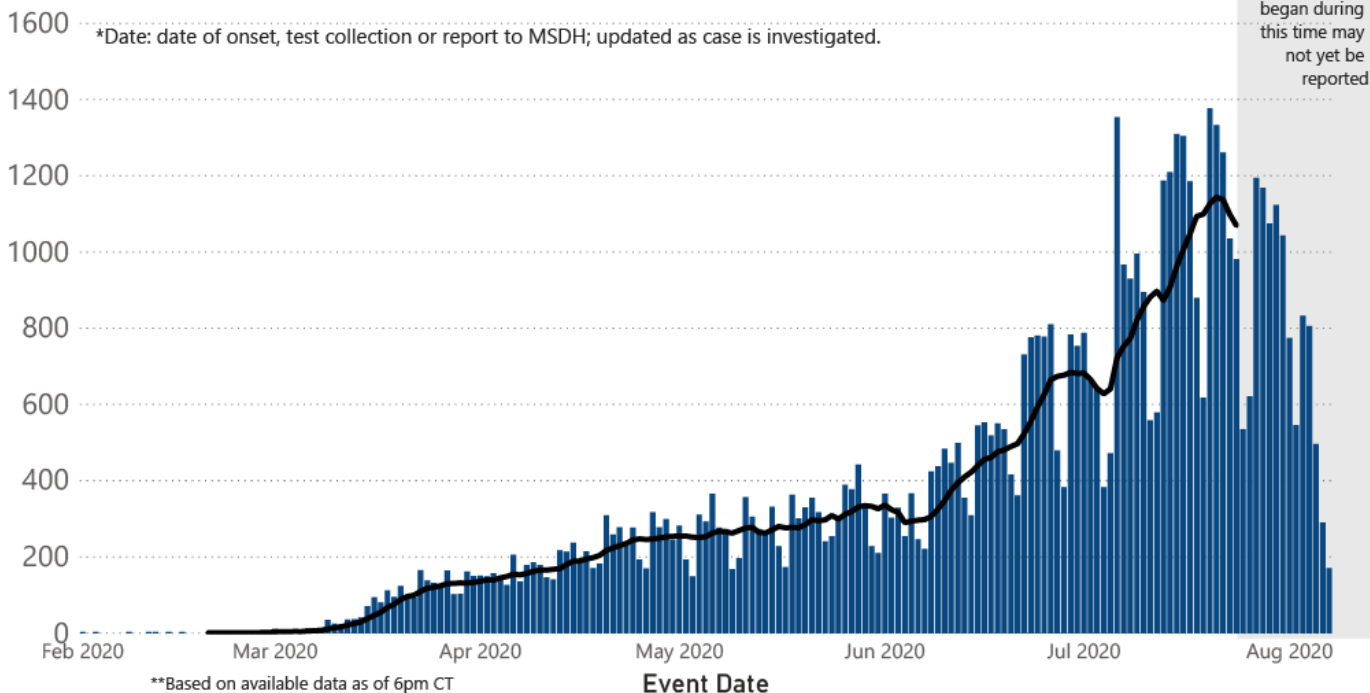
Total Deaths

1,874

| | American Indian or Alaska Native | Asian | Black | White | Other | Unknown |
|-------------------|----------------------------------|-------|-------|-------|-------|---------|
| Non Hispanic | 61 | 0 | 849 | 722 | 10 | 0 |
| Hispanic | 1 | 0 | 2 | 13 | 10 | 1 |
| Unknown Ethnicity | 18 | 1 | 67 | 79 | 14 | 26 |

COVID-19 Cases by Date* through August 7, 2020**, Mississippi

● Cases — 7 Day Average

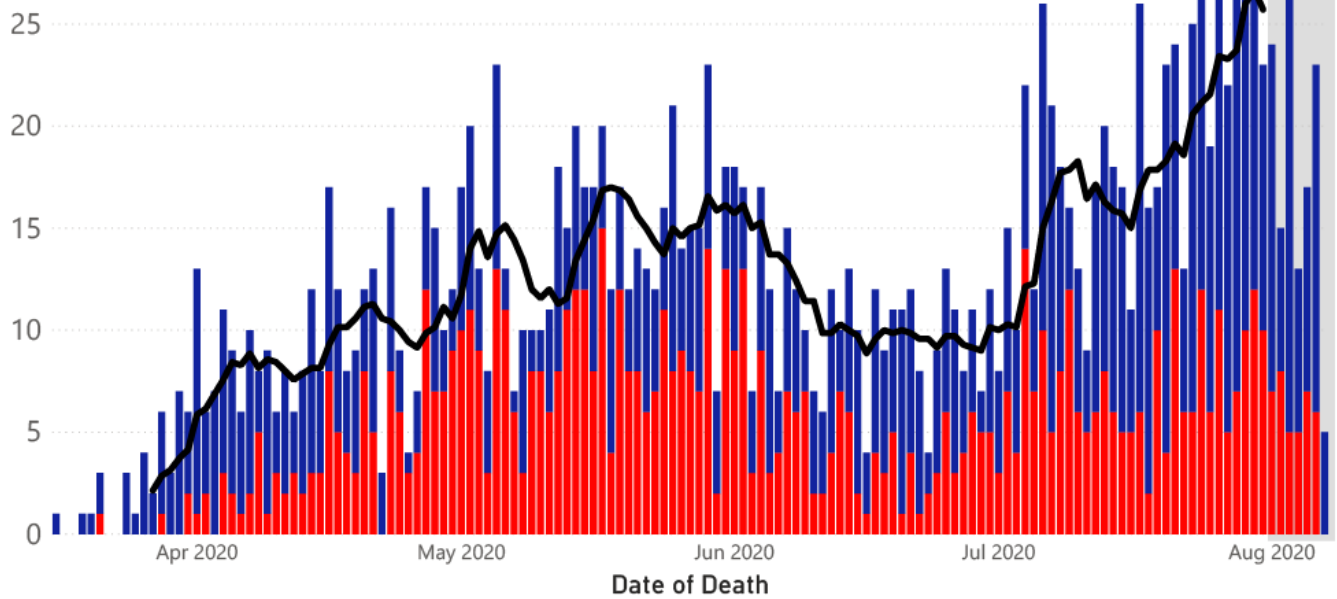


Note: Values up to two weeks in the past on the chart of Cases by Date above can change as we update it with new information from disease investigation.

COVID-19 LTCF* and Non-LTCF Deaths by Date of Death through August 7, 2020**, Mississippi

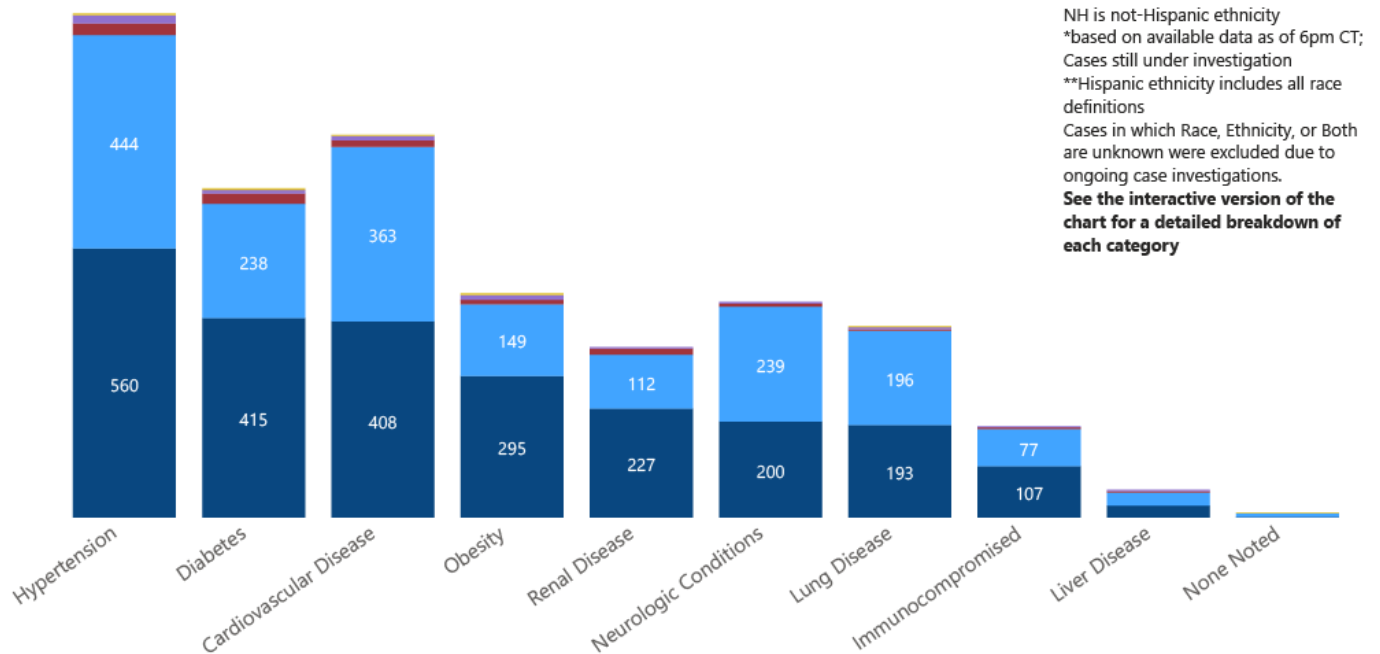
● Resident of LTCF Deaths ● Non-Resident of LTCF Deaths — 7 Day Average

30 *LTCF is Long Term Care Facility and includes Nursing Homes, ICF-IID, Assisted Living, and Personal Care Homes
 **based on available data as of 6pm CT
 ***7 day average not included for this time period due to possible delays in reporting

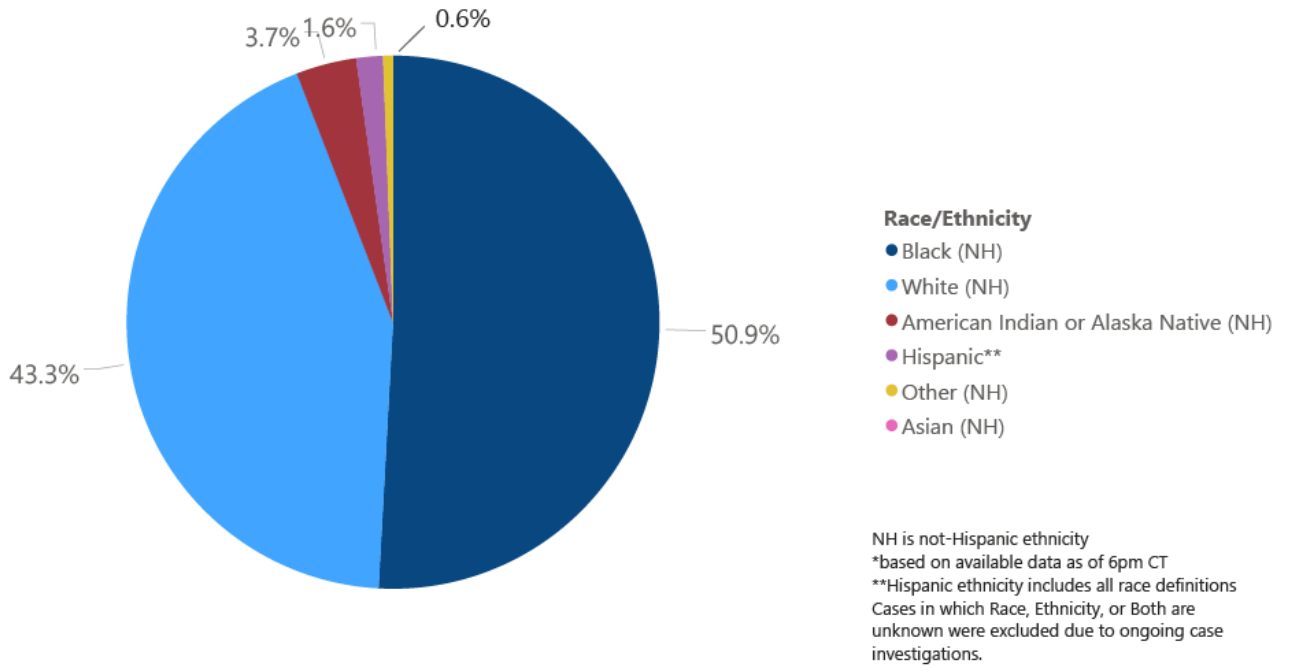


COVID-19 Underlying Conditions in Deaths by Race/Ethnicity through August 7, 2020*, Mississippi

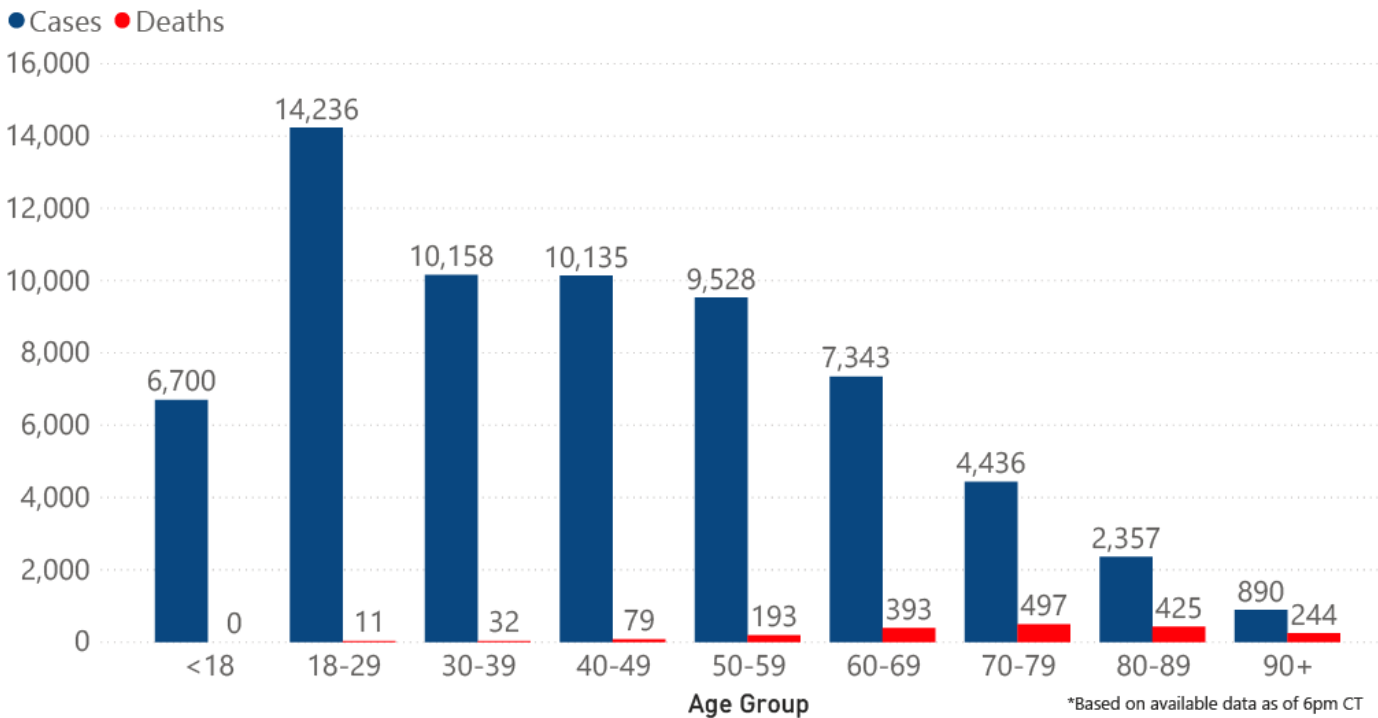
Race/Ethnicity ● Black (NH) ● White (NH) ● American Indian or Alaska Native (NH) ● Hispanic** ● Other (NH) ● Asian (NH)



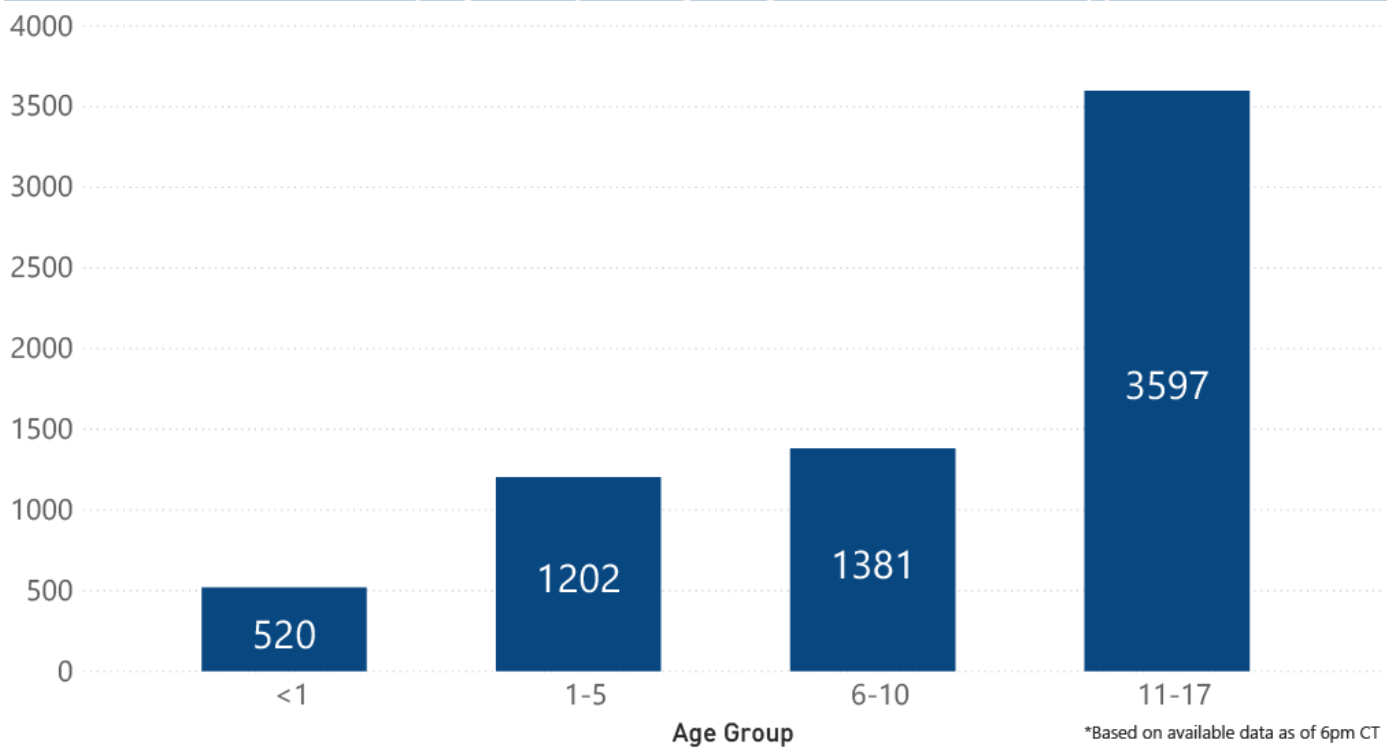
COVID-19 Deaths by Race/Ethnicity through August 7, 2020*, Mississippi



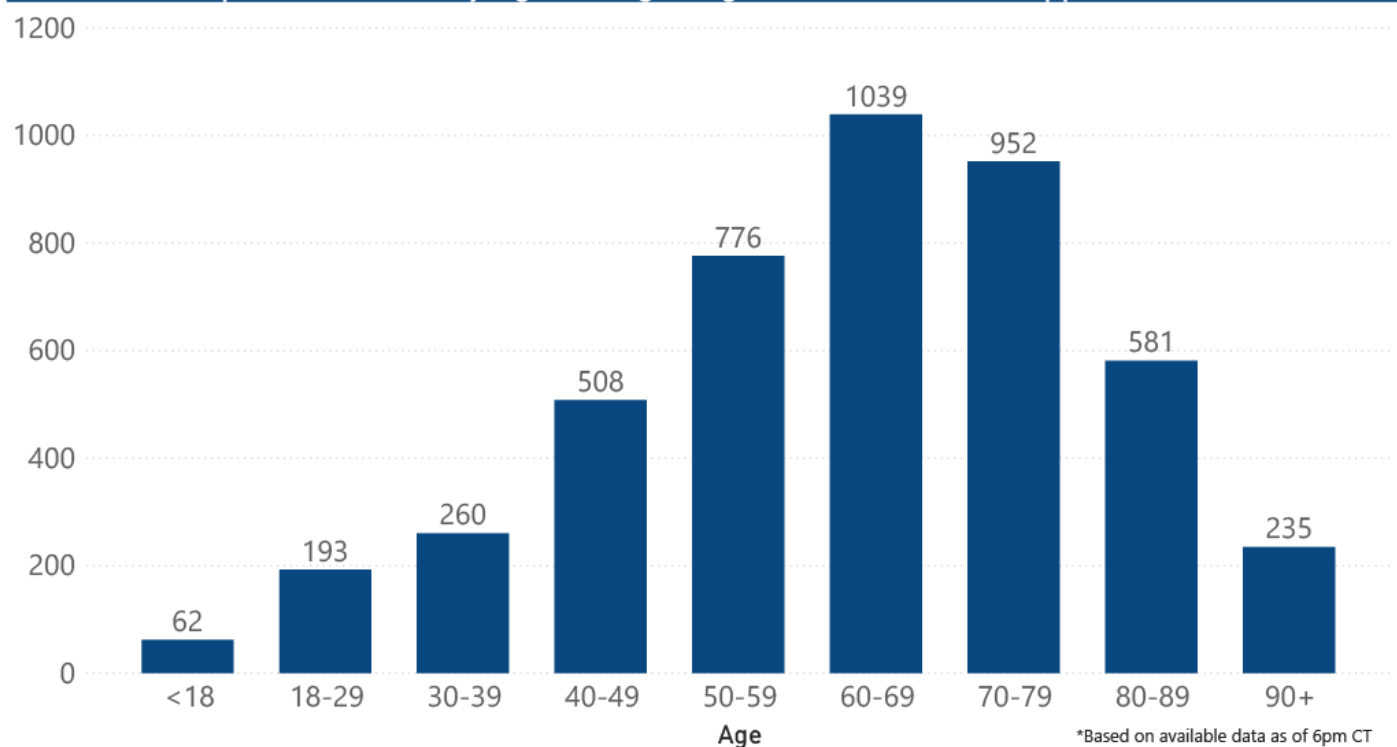
COVID-19 Cases and Deaths by Age Group through August 7, 2020*, Mississippi



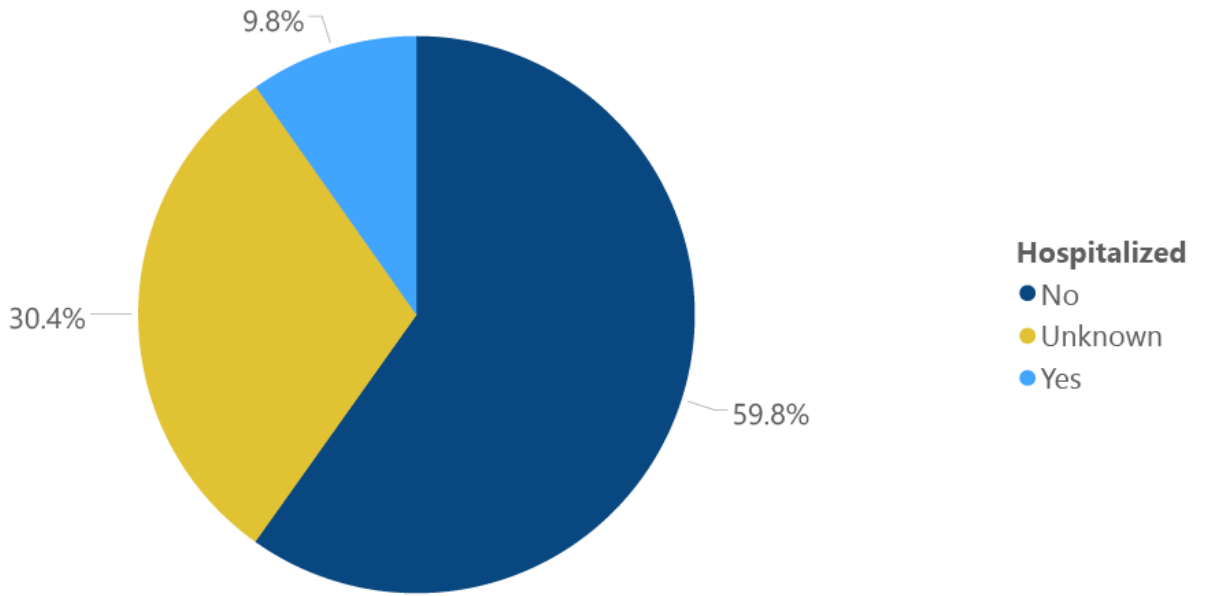
COVID-19 Pediatric Cases by Age Group through August 7, 2020*, Mississippi



COVID-19 Hospitalized Cases by Age through August 7, 2020*, Mississippi

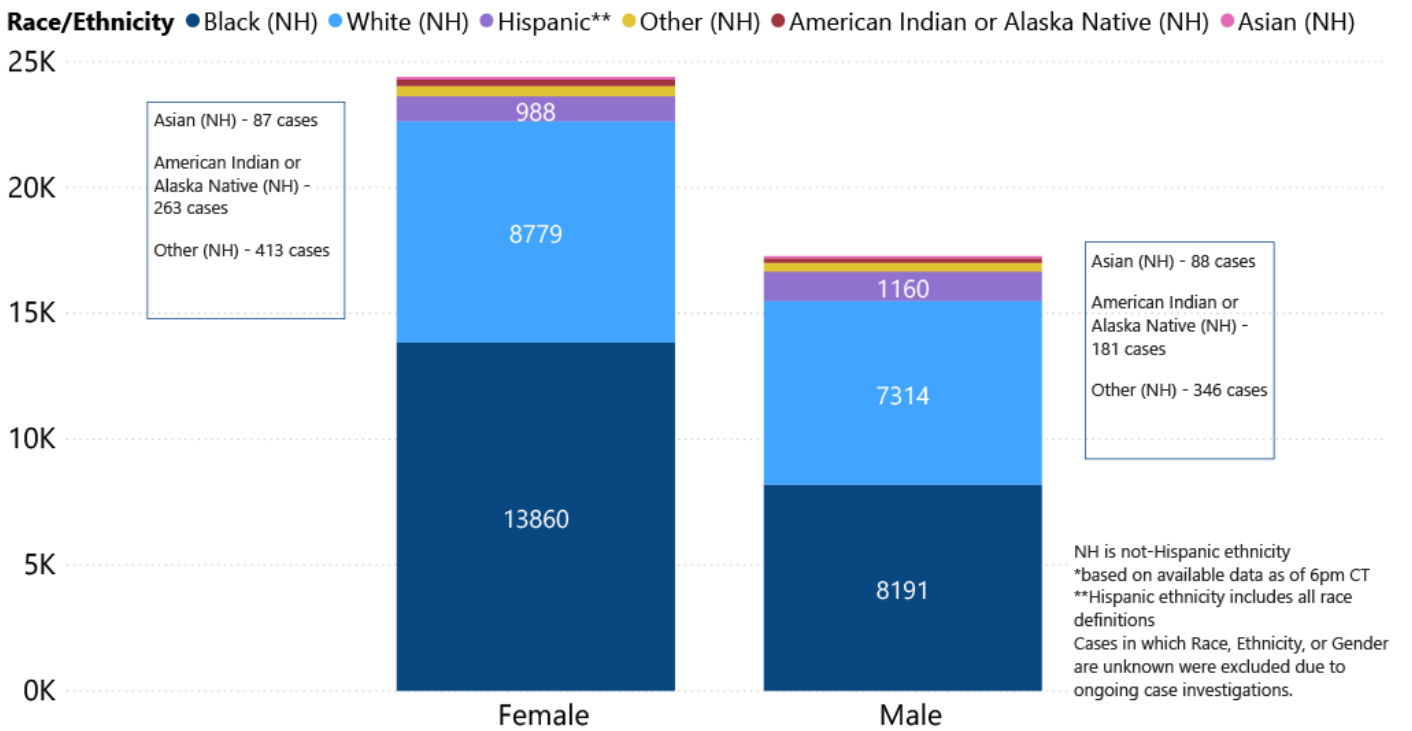


COVID-19 Cumulative Hospitalizations- Investigated Cases August 7, 2020 *



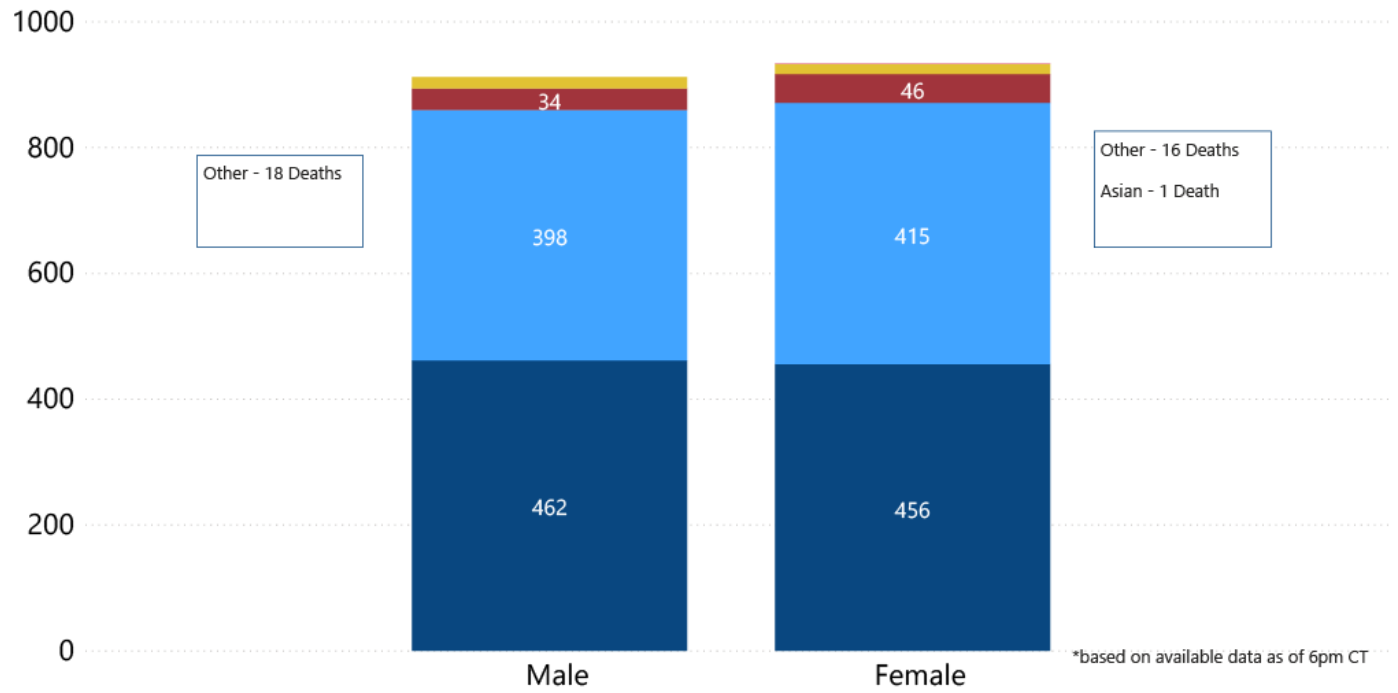
* N=47,095; 19,551 cases excluded due to ongoing investigations, based on available data as of 6 pm CT

COVID-19 Cases by Race/Ethnicity and Gender through August 7, 2020*, Mississippi

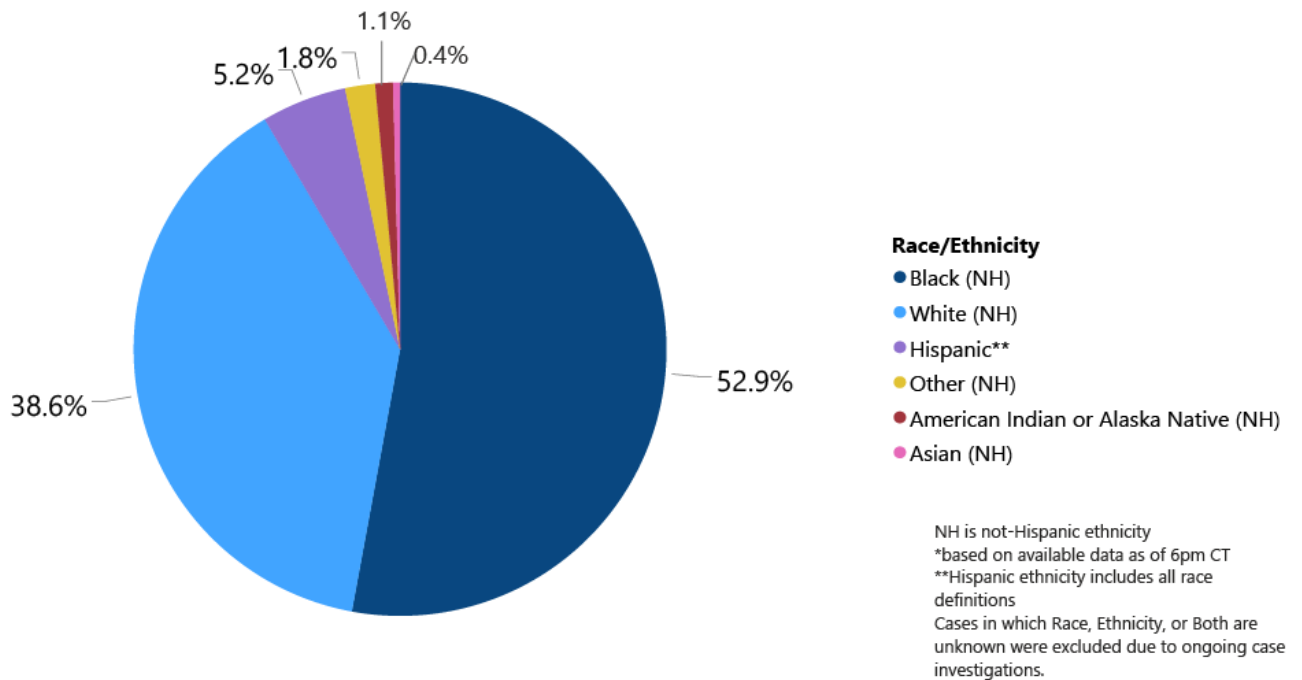


COVID-19 Deaths by Race and Gender through August 7, 2020*, Mississippi

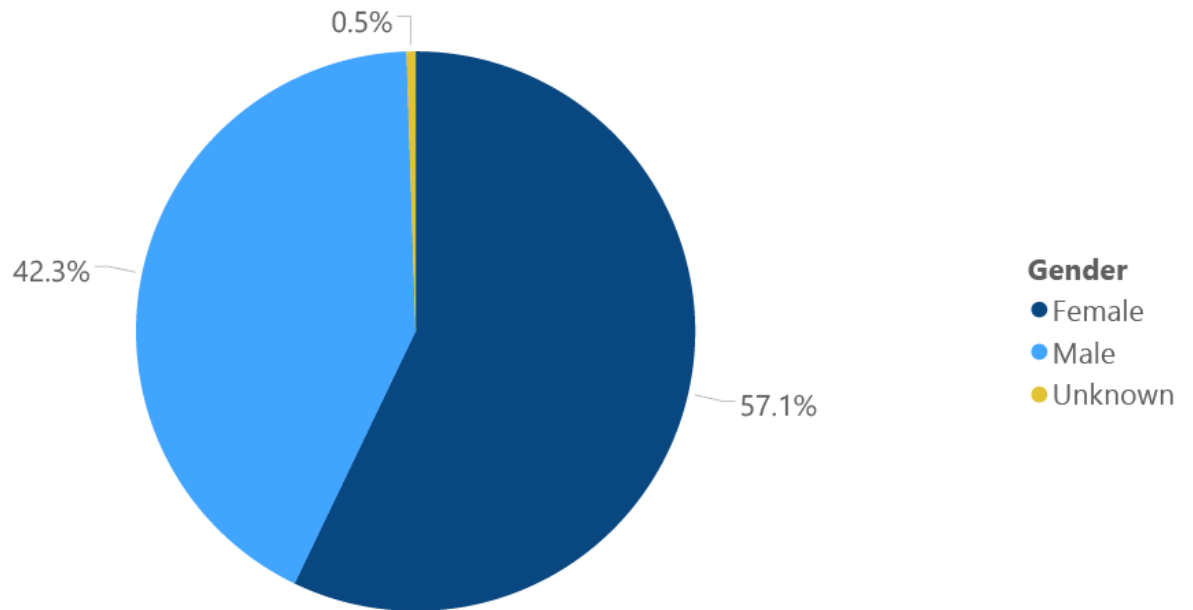
Race ● Black ● White ● American Indian or Alaska Native ● Other ● Asian



COVID-19 Cases by Race/Ethnicity through August 7, 2020*, Mississippi



COVID-19 Cases by Gender through August 7, 2020*, Mississippi



*Based on available data as of 6pm CT

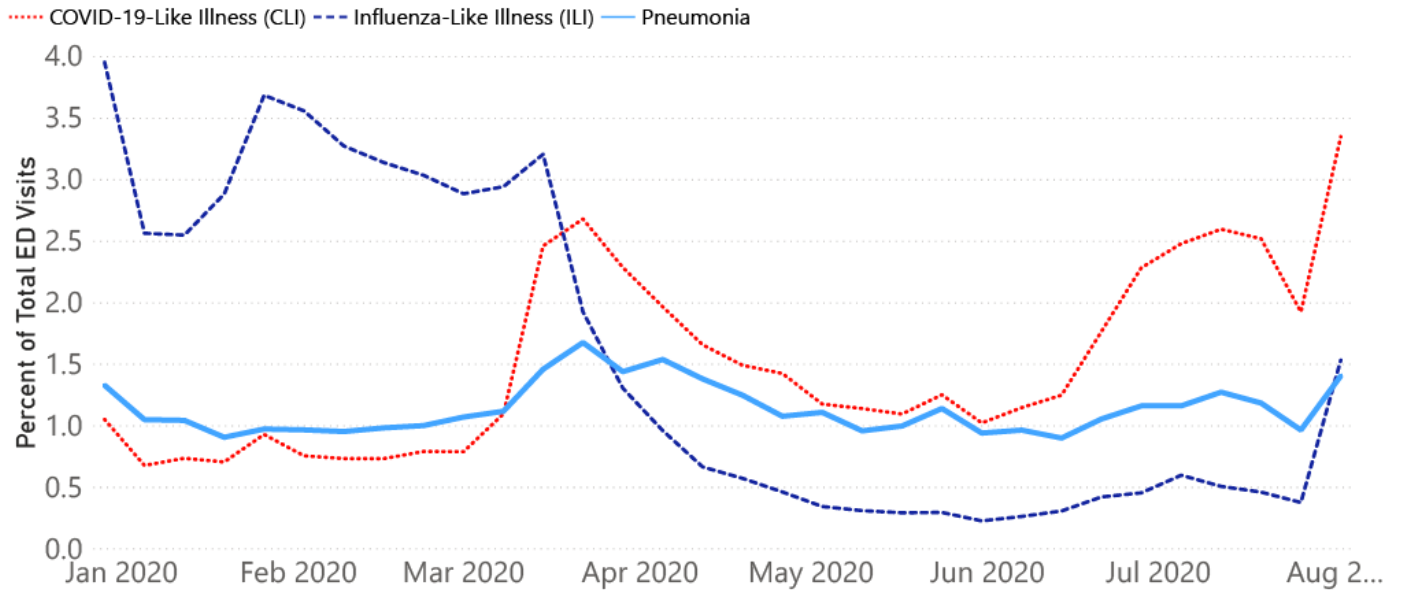
Weekly High Case and High Incidence Counties

Tracking counties with recent high numbers of COVID-19 cases, adjusted for population, provides insight on where local outbreaks are most serious, and where protective measures should be increased. Coming soon are new weekly reports of counties with a high incidence of COVID-19 cases.

Syndromic Surveillance

Emergency department visits by those with symptoms characteristic of COVID-19, influenza and pneumonia, updated weekly.

Percentage of Emergency Department and Clinic visits for CLI, ILI, and Pneumonia Cases Weekly Statewide Summary, December 29, 2019 - August 2, 2020



*The graph represents syndromic surveillance data from emergency department visits, reported electronically by hospitals throughout the state, that are consistent with COVID-19-Like Illness (CLI), Influenza-Like Illness (ILI), and Pneumonia. Based on available data as of 6pm CT. Graph will be updated weekly.

Estimated Recoveries

Presumed COVID-19 cases recovered, estimated weekly (does not include cases still under investigation).

COVID-19 Presumed Recovered Cases through August 2, 2020, Mississippi

42,391

Presumed Recovered*

*Reflects Provisional Estimates. Presumed Recovered if:

- 1) It has been 14 days or more since the case tested positive, if they were not hospitalized
- 2) It has been 21 days or more since the case tested positive, if they were hospitalized or hospitalization was unknown.

All deaths excluded. Presumed recovered counts will be updated weekly.

- ▶ [COVID-19 cases in the United States \(CDC\)](#)
- ▶ [U.S. COVID-19 Tracker \(CDC\)](#)
- ▶ [COVID-19 Global Case Map \(Johns Hopkins University\)](#)

COVID-19 Testing

Statewide Combined Testing as of August 7

COVID-19 testing providers around the state include commercial laboratories as well as hospital labs. Combined with testing done by the MSDH Public Health Laboratory, the figures provide a complete picture of all Mississippi testing.

PCR testing detects current, active COVID-19 infection in an individual.

Antibody (serology) testing identifies individuals with past COVID-19 infection based on antibodies they develop one to three weeks after infection.

| | Total tests | PCR | Antibody |
|------------------------------------|----------------|----------------|---------------|
| MSDH Public Health Laboratory | 85,352 | 85,352 | 0 |
| Other testing providers | 424,260 | 407,034 | 17,226 |
| Total tests for COVID-19 statewide | 509,612 | 492,386 | 17,226 |

MSDH Individuals Tested as of August 7

MSDH Public Health Laboratory (MPHL) testing totals as of 3 p.m. These totals are for tests performed at the MPHL only.

- Total individuals tested by the MPHL: **67,747**
- Total positive individuals from MPHL tests: **7,587**

Getting Tested for COVID-19

The MSDH Public Health Laboratory, its partners, and private providers are testing statewide for COVID-19.

Anyone with symptoms of fever, severe cough or severe chest pains – especially those who are older or in poor health – should make arrangements for testing with their doctor or one of the many healthcare providers now performing testing. Healthcare providers can assess your health history and symptoms, and perform testing for COVID-19 as needed. MSDH is also helping conduct free drive-up testing sites in many parts of the state. **Always call ahead to the testing provider for instructions on safely being examined before you visit for your test.**

- ▶ [Find a COVID-19 testing provider near you](#)

- ▶ [Video: A tour through COVID-19 testing at the MSDH Public Health Lab](#)

Prevention and Guidance for Individuals and the Community

▶ [Preventive steps to take, recommendations, guidance and general information on COVID-19](#)

Get weekly restaurant inspections and more by e-mail:



Last reviewed on Mar 5,
2020

[error on this](#)

[email page](#)

[print](#)

Related resources

▶ [Local COVID-19 Testing Providers](#)

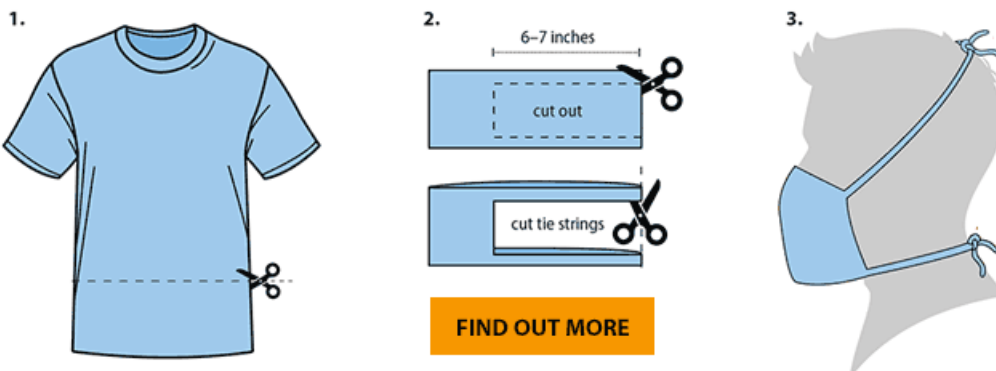
▶ [COVID-19 Guidance and Prevention for Individuals and the Community](#)

Updated August 7, 2020

More topics

- ▶ [\[Espanol, Tieng Viet, ASL \]](#)
- ▶ [COVID-19 County Data](#)
- ▶ [COVID-19 Hospital Reports](#)
- ▶ [Diagnostic Testing EUA](#)
- ▶ [Handouts and Posters](#)
- ▶ [Healthcare Professionals](#)
- ▶ [Interactive Map and Charts](#)
- ▶ [Prevention and Safety Guidance](#)
- ▶ [Testing for COVID-19](#)

Make your own face covering



AGENCY

[About Us](#)

[Administration](#)

[Board of Health](#)

[County Offices](#)

[Institutional Review](#)

[Jobs](#)

[Locations](#)

[Public Health Laboratory](#)

[RFPs/Grants](#)

[More »](#)

[Intranet](#)

[OHIT+ER Service Center](#)

[Webmail](#)

INFORMATION

[Apps](#)

[Calendar of Events](#)

[Contact Us](#)

[Meetings](#)

[Health Resources](#)

[Hotlines](#)

[Locations](#)

[News](#)

[Newsletter](#)

[Phone Numbers](#)

[Español](#)

I NEED A ...

[Birth Certificate](#)

[Certificate of Need](#)

[Children's Health Insurance](#)

[Complaint Form](#)

[Criminal History Check](#)

[Death Certificate](#)

[Divorce Record](#)

[Food Permit](#)

[Immunization Record](#)

[J-1 Visa](#)

[License Verification](#)

[Marriage Record](#)

[Professional License](#)

[Public Records Request](#)

[Wastewater Application](#)

PUBLICATIONS

[Annual Report](#)

[CON Weekly Reports](#)

[Health Facilities Directory](#)

[Mississippi Morbidity Reports](#)

[Public Health Report](#)

[State Health Plan](#)

[Strategic Plan](#)

[More »](#)

